

\* EFFECTIVE JANUARY 1, 2012 A NON-REFUNDABLE \$35 APPLICATION/REVIEW FEE IS REQUIRED WITH ALL APPLICATIONS IN THE FORM OF CHECK, MONEY ORDER OR EXACT CHANGE. THIS FEE WILL BE APPLIED TO THE PERMIT FEE, IF APPROVED \*

**PERMIT COVER PAGE**

Address where work is being performed \_\_\_\_\_  
\_\_\_\_\_

Is contractor performing work? \_\_\_\_ YES \_\_\_\_ NO. If answered YES than Contractor must provide Proof of Insurance to the Borough

Is property owner performing work? \_\_\_\_ YES \_\_\_\_ NO. If answered YES than property owner must provide Proof of Insurance to the Borough

Contractor/Policyholder Federal or State EIN (if applicable): \_\_\_\_\_

If Applicant is a contractor, Applicant's registration number required by the Pennsylvania Home Improvement and Consumer Protection Act: \_\_\_\_\_.

I certify that the statements made in this Permit Application are true and correct. I understand that false statements herein are made subject to the penalties of 18 Pa.C.S. Section 4904, relating to unsworn falsification to authorities.

Dated: \_\_\_\_\_

\_\_\_\_\_  
Signature of Applicant

\_\_\_\_\_  
Name of Applicant (Printed)

\_\_\_\_\_  
Title of Applicant (if applicable)

Fax to:  
215-361-8393

Code Enforcement Office  
One Vine Street  
Lansdale, PA 19446  
P: 215-368-1691 F: 215-361-8393  
[www.lansdale.org](http://www.lansdale.org)



## Borough of Lansdale Fence Permit Application

**\*ALL SECTIONS MUST BE COMPLETED FOR PERMIT TO BE PROCESSED.\***

Application Date \_\_\_\_/\_\_\_\_/\_\_\_\_

Permit# \_\_\_\_\_

### I. Property Information

Site Address \_\_\_\_\_ Tax Map Parcel # \_\_\_\_\_

Residential  Commercial  Single Family  Multi-Family

### II. Property Owner:

Name \_\_\_\_\_ Phone # \_\_\_\_\_

Mailing Address \_\_\_\_\_

City State Zip

### III. Contractor Information: Same as Owner

Company \_\_\_\_\_

Name \_\_\_\_\_ Phone # \_\_\_\_\_

Mailing Address \_\_\_\_\_

City State Zip

PA License # \_\_\_\_\_

### IV. Applicant: Same as Owner Same as Contractor

Name \_\_\_\_\_

Mailing Address \_\_\_\_\_

City State Zip

### V. Description of Work: New Repair/Replace

---

---

---

---

---

---


---

---

Est. Start \_\_\_\_/\_\_\_\_/\_\_\_\_ Est. Finish \_\_\_\_/\_\_\_\_/\_\_\_\_ Est. Job Cost \$ \_\_\_\_\_

Applicant Signature \_\_\_\_\_ Contact# \_\_\_\_\_

**Please draw a site plan with all dimensions on graph page provided or attach pre-generated site plan.**



## Borough of Lansdale – Fence Regulations

A Fence Permit approval shall be deemed NULL AND VOID if the applicant and/or owner fails to clearly and precisely disclose any deed restrictions, easements, right-of-ways, or any other limitations that may be applicable to the subject property.

### Definitions.

The following terms shall have the meanings indicated:

- NON-OPAQUE - When the through visibility at right angles to any surface of a structure has not been reduced by more than 50 percent by the construction of the structure it shall be considered non-opaque.
  - ARCHITECTURAL FENCE – A fence which is primarily designed for purposes of decoration and ornamentation rather than for purposes of enclosure of space.
- (A) No fence, except a wall of a building, permitted under the terms of this Article, shall be permitted that is over 6 feet in height, unless that portion of the fence which exceeds 6 feet in height shall be non-opaque, and the total height of the fence may not exceed 8 feet.
- (B) All fences shall be erected with the finished side of the fence facing adjacent properties or streets. The finished side shall be considered the side without the structural supporting members.
- (C) Fences shall be installed and maintained so that they are straight and do not sag or lean.
- (D) Fences shall be erected only at the natural grade of the property and shall not be erected on berms or artificial mounds.
- (E) Vertical members of a picket fence shall not be placed more than 4 inches apart.
- (F) Fences shall maintain proper sight lines at all intersection of streets according to the standards of the Subdivision and Land Development Ordinance.
- Proper sight lines shall be maintained at all intersections of streets. There shall be measured along the centerline a minimum clear sight triangle of seventy-five (75) feet from the point of intersection. No fence or other obstruction shall be permitted within this area.
- (G) Fences shall be a minimum of 2 feet from sidewalks and alleys, and a minimum of 10 feet from the curb of a street, with the sidewalk located between the fence and the street.
- (H) Fences shall be constructed of materials that are natural looking in appearance with either a painted or natural finish. Fencing which is exclusively wire fencing is prohibited. Examples of recommended styles are as follows:



Recommended style.

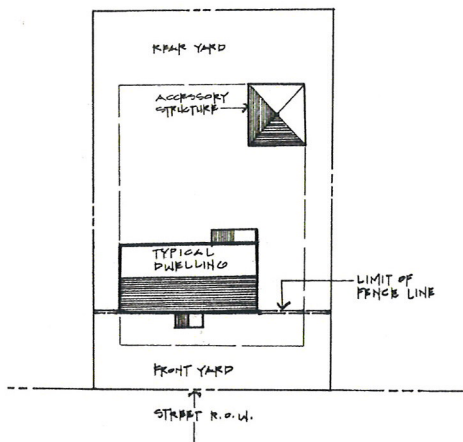


Recommended style.

**Front yard fence requirements.**

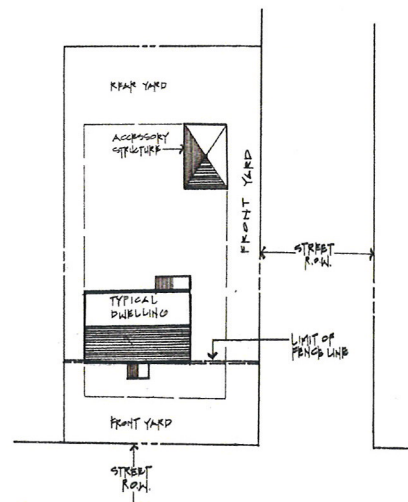
- (A) Between the front wall of the principal building on a lot and the property's rear lot line a fence may be constructed in accordance with the general restrictions of this Article. (See Illustrations A & B detailing this area below.)

**Illustration A**



**Typical Borough Lot**

**Illustration B**



**Corner Borough Lot**

- (B) Outside of the area designated in (A) above, no fence of any type shall be erected on a lot.
- (C) Where no building has been erected on a lot, no fence of any type shall be erected within the front yard setback area specified in this chapter.
- (D) Notwithstanding any of the foregoing provisions, an architectural fence may be erected in the front yard areas of a lot on the property corners, at the sides of dwellings or at the front porch or entrance. Each section of an architectural fence making a corner shall not be more than 10 feet in length, and the total length of the fence shall not be more than 20 feet. In no event shall the total length of an architectural fence along the frontage of the property exceed 25% of the total frontage of the property. Architectural fences shall contain openings therein equal to 75% or more of the total area of the fence, and the highest point of such fences shall not be more than 4 feet above the existing grade.